

# mesures à 2...

Tu es prêt à partir mains ensemble...

Pour suivre les 2 mains et rythmer la musique, rangeons ♩ et ♪ dans des **mesures**.

**2** = mesure à 2 temps  
**4** = 2 ♪ par mesure



## ÉTUDE EN NOIR ET BLANC

Dessine ♩ et ♪ selon le nombre de notes... et joue en mesure.

**Fa**  
4

**Reprise :**  
rejouer du début.

## ÉTUDE EN FOUILLIS


À toi d'ajouter les barres de mesure pour jouer au piano.

**Ré**

# ...pour ranger mieux !

Les **nuances** :  
force avec laquelle  
on joue les notes.

*p* = « piano », doucement.

Musical notation for the first section. It consists of a grand staff with a treble and bass clef, a 2/4 time signature, and a piano (*p*) dynamic marking. The melody in the treble clef starts with a quarter note on G4, followed by quarter notes on A4, B4, and C5. The bass clef has a bass line starting with a quarter note on G2, followed by quarter notes on F2, E2, and D2. There are fingerings '1', '2', and '3' above the first three notes of the treble staff. The piece ends with a double bar line and repeat dots.

*f* = « forte », fort.

Musical notation for the second section. It consists of a grand staff with a treble and bass clef, a 2/4 time signature, and a forte (*f*) dynamic marking. The melody in the treble clef starts with a quarter note on G4, followed by quarter notes on A4, B4, and C5. The bass clef has a bass line starting with a quarter note on G2, followed by quarter notes on F2, E2, and D2. There is a fingering '2' above the first note of the treble staff and a fingering '1' below the first note of the bass staff. The piece ends with a double bar line and repeat dots.

# mesures à 3...

$\frac{3}{4} =$  mesure à 3 temps  
 $\frac{3}{4} = 3 \text{ } \bullet = \text{ } \bullet \text{ } \bullet = \text{ } \bullet \text{ } \bullet = \text{ } \bullet \text{ } \bullet$



## ÉTUDE POUR S'ÉTIRER



Retrouve les 2 nouvelles notes et leurs doigtés...

Musical score for the 'ÉTUDE POUR S'ÉTIRER' section. It is in 3/4 time and consists of two staves. The treble clef staff starts with a forte (*f*) dynamic and contains three measures of music. The first measure has a triplet of three eighth notes. The second measure has a triplet of three eighth notes. The third measure has a quarter note followed by a triplet of three eighth notes. The bass clef staff contains three measures of music, each with a single dotted quarter note.

## ENTRAÎNEMENT



Musical score for the 'ENTRAÎNEMENT' section. It is in 3/4 time and consists of two staves. The treble clef staff starts with a piano (*p*) dynamic and contains three measures of music. The first measure has a triplet of three eighth notes. The second measure has a triplet of three eighth notes. The third measure has a quarter note followed by a triplet of three eighth notes. The bass clef staff contains three measures of music. The first measure has a triplet of three eighth notes. The second measure has a triplet of three eighth notes. The third measure has a quarter note followed by a triplet of three eighth notes. A slur is placed over the last two notes of the triplet in the third measure, with an arrow pointing to it from the text below.

La liaison : relie 2 notes pour n'en faire qu'une.



**LES SILENCES**  
signes qui remplacent  
les notes pour faire silence

-  le soupir
-  la demi-pause

**ÉTUDE  
POUR RESPIRER**



Complète la main droite par des silences...

1

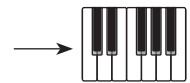
**COMPÉTITION !**

2

# mesures en croches...



|       |          |       |          |          |       |            |            |
|-------|----------|-------|----------|----------|-------|------------|------------|
|       |          |       |          |          |       |            |            |
| X     | X        | X     | X        | X        | X     | X          | X          |
| noir' | 2 croch' | noir' | 2 croch' | 2 croch' | noir' | blanch'    | poin - tée |
| Do    | Do - Ré  | Do    | Do - Ré  | Do - Ré  | Do    | Do - o - o |            |



Joue ainsi au piano puis sur d'autres notes.



Dis le texte en mesure et fais-en une chanson.



Ton professeur t'apprend cette mélodie avant de la jouer avec toi.



# ...sans anicroches !



**GRAND SECRET**

**Octava :**  
8 notes plus haut.

**Rallentando :**  
en ralentissant.

8<sup>va</sup> - - 1  
5


Notes **piquées** :  
elles se brûlent au clavier.

**DISPUTE...  
ET FOU-RIRE!**

**Octava bassa :**  
8 notes plus bas.



À toi d'inventer personnages,  
dialogue et musique...



.....  
.....